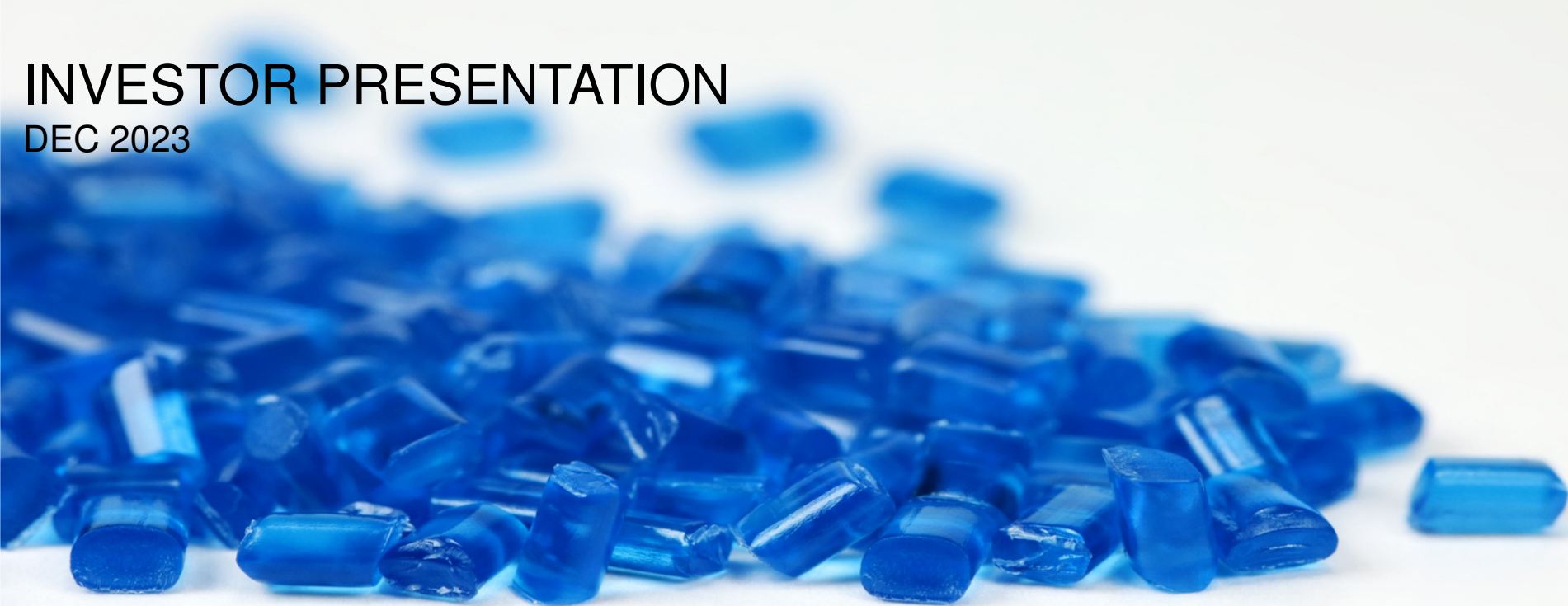


STYRENIX PERFORMANCE MATERIALS LIMITED

INVESTOR PRESENTATION

DEC 2023



Disclaimer

This presentation has been prepared by Styrenix Performance Materials Ltd. (the "Company") solely for your information and may not be taken away, reproduced, or redistributed directly or indirectly, to any other person (whether within or outside your organization or firm) or published in whole or in part, for any purpose by recipients directly or indirectly to any other person. By accessing this presentation, you are agreeing to be bound by the trailing restrictions. The Company may alter, modify or otherwise change in any manner the contents of this presentation, without obligation to notify any persons of such change or changes. This presentation and its contents are should not be copied, published, reproduced in any manner.

This presentation may contain certain forward-looking statements within the meaning of applicable securities law and regulations. These statements include descriptions regarding the intent, belief or current expectations of the Company or its directors and officers with respect to the results of operations and financial condition of the Company. Such forward-looking statements are not guarantees of future performance and involve risks and uncertainties, and actual results may differ from those in such forward-looking statements as a result of various factors and assumptions which the Company believes to be reasonable in light of its operating experience in recent years. Many factors could cause the actual results, performances, or achievements of the Company to be materially different from any future results, performances, or achievements. Significant factors that could make a difference to the Company's operations include domestic and international economic conditions, changes in government regulations, tax regime and other statutes. In addition, please note that the date of this presentation is mentioned at the beginning of the presentation, and any forward-looking statements contained herein are based on assumptions that we believe to be reasonable as of this date. The Company does not undertake to update any forward-looking statements that may be made from time to time by or on behalf of the Company unless it is required by law.

In no event shall the Company or its directors or management, be responsible to any person or entity for any loss or damage, whether direct, indirect, incidental, consequential or otherwise, arising out of access or use or dissemination of information contained in this presentation, including, but not limited to, loss of profits.

Continue...

Disclaimer

No representation, warranty, guarantee or undertaking (express or implied) is made as to, and no reliance should be placed on, the accuracy, completeness or correctness of any information, including any projections, estimates, targets and opinions, contained herein, and no liability whatsoever is accepted as to any errors, omissions or misstatements contained herein and, accordingly, none of the Company, its advisors and representative and any of its or their affiliates, officers, directors, employees or agents, and anyone acting on behalf of such persons accepts any responsibility or liability (in negligence or otherwise) whatsoever arising directly or indirectly from this presentation or its contents or otherwise arising in connection therewith.

Readers must make their own assessment of the relevance, accuracy and adequacy of the information contained in this presentation and must make such independent investigation as they may consider necessary or appropriate for such purpose. Any opinions expressed in this presentation are subject to change without notice and past performance is not indicative of future results. By attending this presentation, you acknowledge that you will be solely responsible for your own assessment of the market and the market position of the Company and that you will conduct your own analysis and be solely responsible for forming your own view of the potential future performance of the Company's business.

This presentation is not for publication or distribution or release in any country where such distribution may lead to a breach of any law or regulatory requirement. The information contained herein does not constitute or form part of an offer or solicitation of an offer to purchase or subscribe for securities for sale. The distribution of this presentation in certain jurisdictions may be restricted by law and persons into whose possession this presentation comes should inform themselves about and observe any such restrictions.

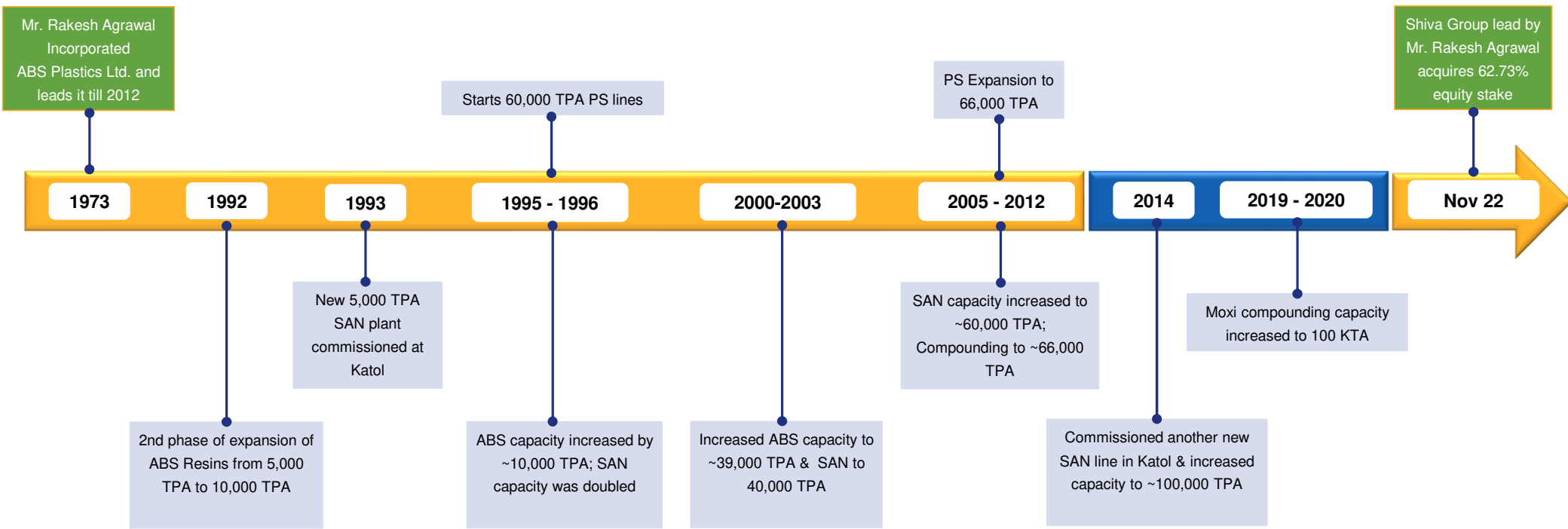
This disclaimer clause and any claims arising out of the use of the information from this presentation shall be governed by the laws of India and only the courts in Vadodara, and no other Courts, shall have jurisdiction over the same. By accessing this presentation, the reader accepts this.



Styrenix Overview

The Journey So Far

History of Continuously Adding Capacities



Corporate Values



A Market Leader in Engineering Polymers

India's Market Leader in ABS and leading player for Polystyrene

Brief Overview

- No.1 producer of Absolac® and Absolan® in India and a leading player in the polystyrene business Styrenix PS® with unmatched experience in Styrenics
- Technology leader in styrenics domain with 4 plants and strong R&D capabilities. Well established sales and distribution network supported by a robust raw material logistics set up
- Profitability with a very strong balance sheet. Robust plan for further expansion

Brands

Absolac® ABS

Absolan® SAN

Styrenix® PS
General Purpose (GPPS)

Styrenix® PS
High Impact (HIPS)

Diverse Applications



Automotive



Toys



Household



Packaging



Electronics



Construction



Healthcare &
Other

Marquee Long-term Customers

- Long-established relationships with a significant number of Tier 1 multi-national and domestic customers throughout all styrenics customer industries

A Market Leader in Engineering Polymers

Strong position in attractive growing markets

Strong Demand for ABS, SAN and PS products



Proven market leadership for ABS Specialty products with applications across industries



Strong market faced team with well-developed network serving diverse business segments & marquee clientele



High class, well-maintained assets and strong team

Efficient & flexible manufacturing facilities meeting highest standards of compliance and SHE norms



Robust Expansion Plans announced



World-class R&D capabilities enabling innovation



Highly Experienced management team with focus on sustainable profit, growth & corporate governance



Sustainable strong performance and Growth perspective

Track record of consistent profitability & cash generation with clear and credible growth path





Market Offering and Presence

Our Products



Styrenix® PS

General purpose and High impact polystyrene resins are transparent polymers suitable for injection molding or extrusion applications. Uses for these products vary from food service and food packaging to refrigerator components, healthcare and diagnostic labware as well as XPS insulation.



Absolan® SAN

Brand Absolan is available for the Indian domestic market. Absolan grades feature a very well-balanced property profile ranging from excellent transparency, good chemical resistance to high stiffness and good dimensional stability. SAN GF is also available for high stiffness and high rigidity applications.



Absolac® ABS

Brand ABS is available for the Indian domestic market. Absolac product line contains grades with well-balanced mix of properties for injection moulding & extrusion, including good impact strength, dimensional stability and heat resistance. Pre-coloured products are available and contain many unique features to fit the most demanding product applications. Tailor made products are available for specific customer/application requirements

Diversified in All Industry

AUTOMOTIVE

ELECTRONICS



HEALTHCARE

CONSTRUCTION


HOUSE HOLDS

**TOYS, SPORTS,
LEISURE**

PACKAGING



Styrene Polymer – Opaque Application across all Industry



Absolac® ABS

Absolan® SAN

Styrenix® PS

Styrene Polymer – Transparent Application across all Industry



Styrenix- Wide choice to a Designer and Producer

 <p>EASY PROCESSING</p>	 <p>GOOD FLOWABILITY</p>	 <p>HIGH SURFACE GLOSS</p>	 <p>PLEASANT APPEARANCE</p>	 <p>GOOD IMPACT STRENGTH</p>	 <p>EASY TO COLOR</p>
 <p>GOOD ADHESION TO SOFT COMPONENTS</p>	 <p>HEAT RESISTANCE</p>	 <p>ELECTROPLATING</p>	 <p>CHEMICAL RESISTANCE</p>	 <p>HIGH DIMENSIONAL STABILITY</p>	 <p>LOW EMISSION</p>
 <p>EASY OF RECYCLABILITY</p>	 <p>FLAME RETARDANT</p>	 <p>SUITABLE FOR POST- PROCESSING</p>	 <p>LIGHT WEIGHT</p>	 <p>AMORPHOUS STRUCTURE</p>	 <p>OPTIMAL SCRATCH RESISTANCE</p>



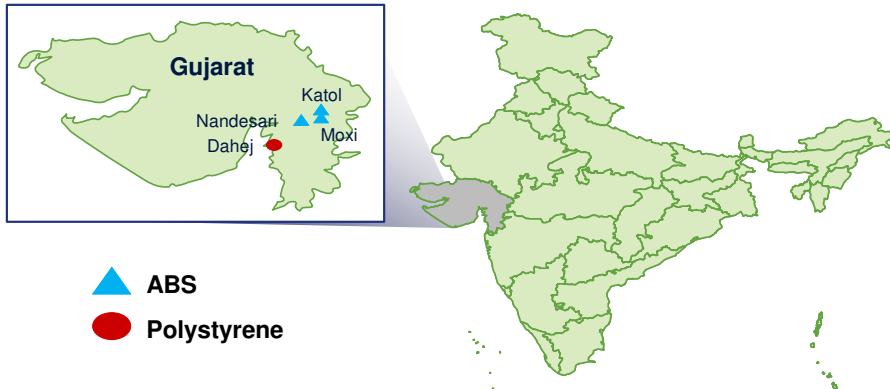
Footprint

Styrenix – Presence in India



Strong Production footprint

Efficient and well-placed Manufacturing Facilities



Nandesari



Katol



Moxi



Dahej

Production Capacities and Plant Area

Nandesari - Rubber

- Capacity - Graft rubber 24 kt/a
- Area - 45,000 m²
- Best in class specialty rubber technology

Katol - SAN

- Capacity - SAN 100 kt/a
- Area - 48,000 m²

Moxi – Compounding (ABS and others)

- Capacity - Compounding 100 kt/a
- Area - 45,000 m²
- World-class R&D facility at the Moxi site with a unique rubber pilot plant

Dahej (PS)

- Capacity - PS 66 kt/a
- Area - 227,000 m²

- ✓ Plants are located in **rich industrial corridors**, providing good access to utilities and other infrastructure and locational advantage with proximity to road, ports and airports
- ✓ All plants following **global standards** of safety, health & environmental norms and with good safety record
- ✓ Well established site infrastructure, covering utilities, warehouses, silos, tanks for inbound and outbound logistics
- ✓ Plants well planned with **scope for future expansion**

Absolac® ABS

Absolan® SAN

Styrenix® PS

State of art R&D Center at Moxi

Moxi Color Excellence and R&D center

Established in 1996

Supports **process** optimization, **coloring**, **application** and **new product** development, **customer relations** and core **R&D** programs.



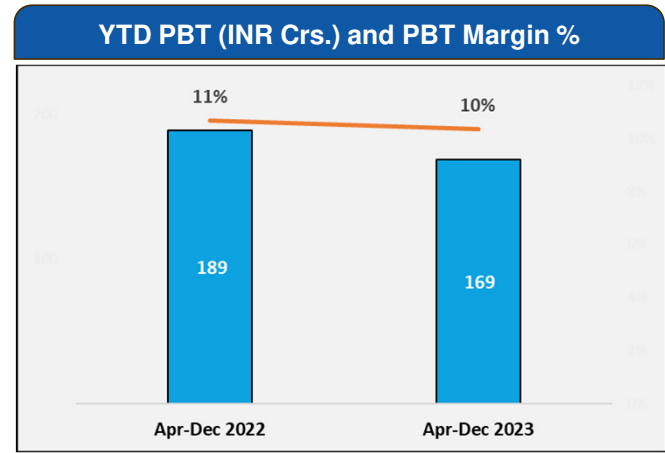
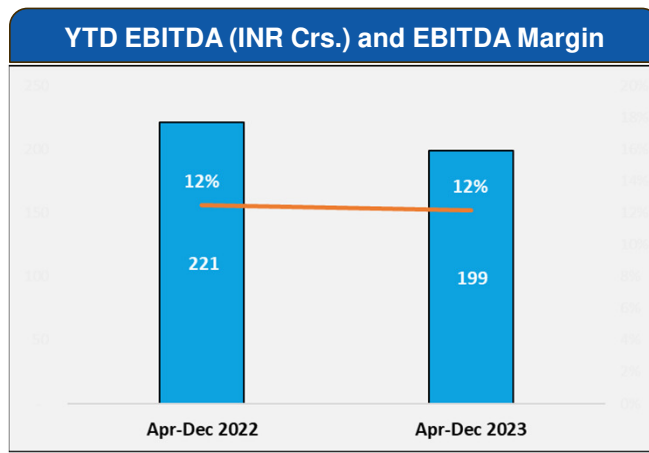
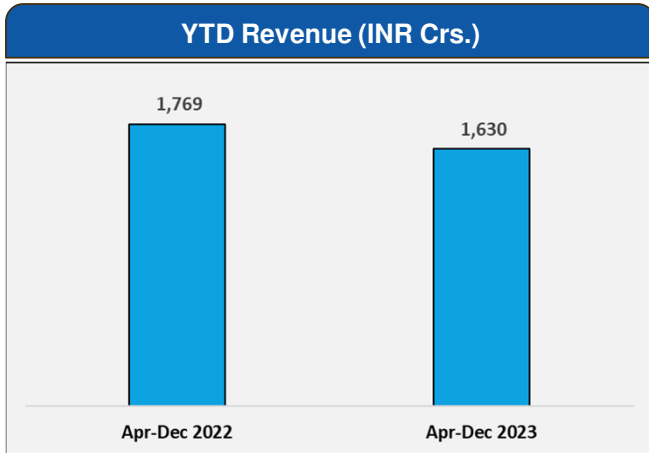
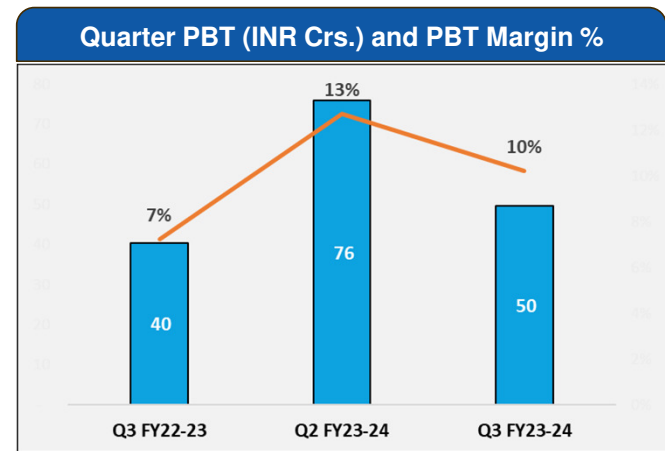
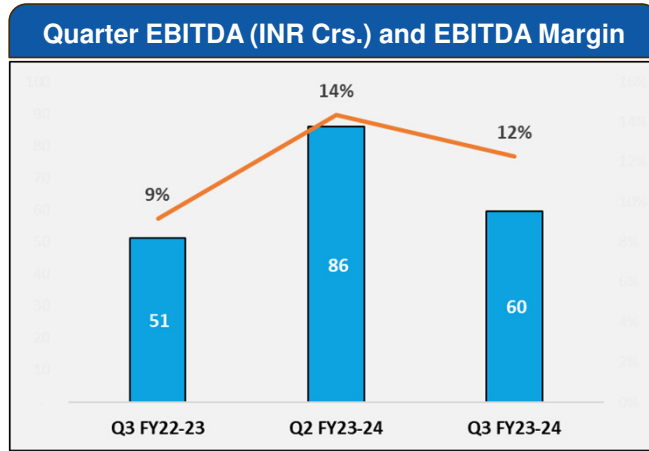
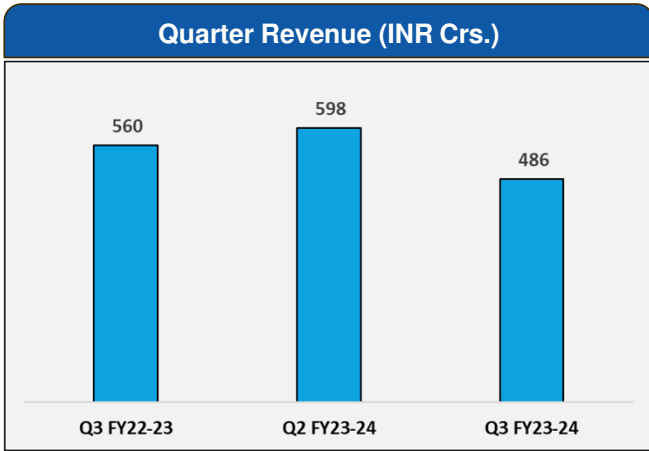
- Unique product **innovation capabilities** with world class **color excellence** center (> 800 colors)
- Continuous interaction with customers to understand performance needs as basis for **formulating new grades** in our state-of-the-art R&D Centre.
- On spot color confirmation with customer requirement
- Committed to maintain **highest quality & performance standards** of our products.



Financial Overview

Financial Highlights

Quarter and Period Ended Dec 2023 highlights



Financial Update

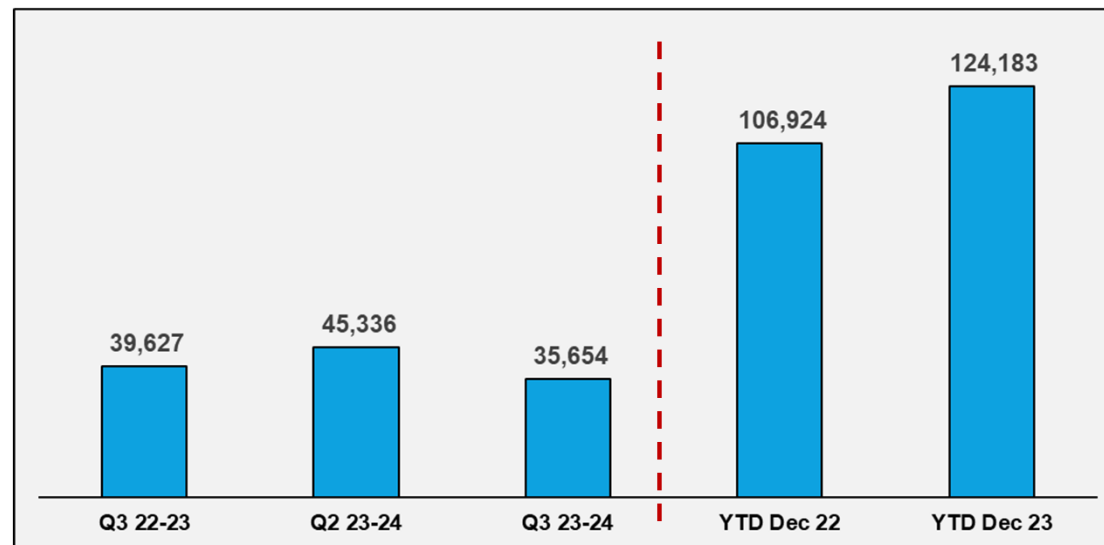
Quarter and Period Ended Dec 2023 highlights

(UNIT: INR Crore except EPS)

Particulars	Oct-Dec 23	Jul-Sep 23	Oct-Dec 22	% vs Jul-Sep 23	% vs Oct-Dec 22	Apr-Dec 23	Apr-Dec 22	%
Sales revenue	484.68	595.00	557.19	-19%	-13%	1,623.46	1,756.99	-8%
Other income	1.72	3.03	2.45	-43%	-30%	6.86	12.13	-43%
Cost of goods sold	354.31	436.46	432.04	-19%	-18%	1,210.78	1,316.25	-8%
Other expenses + Employee Cost	72.48	75.73	76.42	-4%	-5%	221.02	231.75	-5%
Profit before Depreciation, Interest and Tax	59.62	85.85	51.19	-31%	16%	198.53	221.11	-10%
Finance Cost	0.67	0.72	1.30	-7%	-49%	2.13	3.95	-46%
Profit before Depreciation and Tax	58.94	85.13	49.88	-31%	18%	196.38	217.16	-10%
Depreciation & amortization	9.24	9.22	9.45	0%	-2%	27.56	28.41	-3%
Profit / (loss) before tax	49.69	75.91	40.43	-35%	23%	168.82	188.74	-11%
Profit / (loss) after tax	34.94	56.41	30.18	-38%	16%	123.80	140.57	-12%
Other comprehensive income	(0.05)	(0.06)	0.28	-24%	-117%	0.05	0.54	-91%
Total comprehensive income	34.89	56.35	30.47	-38%	15%	123.84	141.11	-12%
EPS (Rs.)	19.87	32.08	17.17	-38%	16%	70.40	79.94	-12%

Production Volume

Volume in MT



In Q3 23-24 : PS plant scheduled maintenance was done



Industry Outlook

Outlook

- We expect robust growth in passenger vehicle and two-wheeler market
- EV segment vehicle sales is expected to stabilize and grow in coming period
- Large appliances : Peak season demand for AC expected to be high which is in line with normal cyclicality of the business
- Other Large appliance demand expected to remain moderate
- Small appliance : Participation by small manufacturers expected to boost overall demand scenario



Thank You!