

Punjab Information & Communication Technology Corporation Ltd (Punjab Infotech)

5-6<sup>th</sup> Floor Udyog Bhawan Sector 17 Chandigarh 160017

Tel : 0172-5256400 | email : contact@punjabinfotech.in

PUNJAB INFOTECH

Government of Punjab

Tender no : PICTC/ITeG/2025/004

Punjab Infotech invites bids for SITC of 2 no.s Curved Video Walls in Punjab Vidhan Sabha Assembly Hall at Chandigarh .

Start Date & Time : 26-05-2025 (09:00 A.M onwards)

Closing Date & time : 26-06-2025 (till 5:00 P.M.)

For details log onto : https://eproc.punjab.gov.in

Help Desk no. : +91 172 2970263/2970284

Note: Any corrigendum(s) to the tender /RFP notice shall be published on the above mentioned website only.

MD/12/64/2023/44826

MCL

MAHANADI COALFIELDS LIMITED

(A Subsidiary of Coal India Limited)

AUPO: JAGRUTI VIHAR, BURLA, DIST-SAMBALPUR, ODISHA, PIN-768020

Ph.(EPABX):0663-2542461 to 469, Website:www.mahanadicoal.in

Ref. No. MCL/SBP/EE/2025/Medical Consultant/3884

Dtd. 23.05.2025

NOTIFICATION FOR ENGAGEMENT OF MEDICAL CONSULTANTS ON FIXED TENURE CONTRACT BASIS

Applications are invited from qualified and experienced medical professionals (specialists) including retired medical executives of CIL, other PSUs, Government organizations, and Private practitioners for engagement as Medical Specialists Consultant (Specialization Name) on 3 hourly contract basis twice a week on fixed tenure for a period of two year. The candidate should not be more than 70 years of age during the contract period. The detailed Notification including Qualification, Experience, Job Description required to be performed and online application is available at [www.mahanadicoal.in](http://www.mahanadicoal.in) website under the caption mcl -> Career -> Recruitment. The last date of receipt of Application Form is 12.06.2025 upto 11.59 PM. Application format can be accessed from the website. Duly filled in application along with selfattested copies of all relevant documents are to be uploaded in the website by the applicant.

Sd/-  
General Manager (HR-EE),  
MCL HQ., Jagriti Vihar,  
Burla, Sambalpur

R-5255

Rainbow Children's Hospital

It takes a lot to treat the little.

CIN: L85110TG1998PLC029914

Registered Office : 8-2-120/103/1, Survey No. 403, Road No.2, Banjara Hills, Hyderabad, Telangana-500034

Tel: +91 40 4969 2244, e-mail : [companysecretary@rainbowhospitals.in](mailto:companysecretary@rainbowhospitals.in)

STATEMENT OF AUDITED STANDALONE AND CONSOLIDATED FINANCIAL RESULTS FOR THE QUARTER AND YEAR ENDED 31<sup>st</sup> MARCH 2025

Based on the recommendations of the Audit Committee, the Board of Directors of Rainbow Children's Medicare Limited (“the Company”) at their meeting held on 24<sup>th</sup> May 2025 have approved the audited standalone and consolidated financial results for the quarter and year ended 31<sup>st</sup> March 2025.

The aforementioned financial results are available on the stock exchange websites, [www.nseindia.com](http://www.nseindia.com) and [www.bseindia.com](http://www.bseindia.com) and on the Company's website [www.rainbowhospitals.in](http://www.rainbowhospitals.in) and can be accessed by the QR code provided below.

for and on behalf of the Board of Directors of

Rainbow Children's Medicare Limited

Sd/-


Dr. Ramesh Kancharla

Chairman and Managing Director

DIN: 00212270

Date: 24 May 2025

Place: Hyderabad



Styrenix

PERFORMANCE MATERIALS

Styrenix Performance Materials Limited

(formerly known as Ineos Styrolution India Limited)

CIN : L25200GJ1973PLC002436

Registered Office : 9th Floor, "Shiva", Sarabhai Complex, Dr. Vikram Sarabhai Marg, Vadiwadi,, Vadodara - 390 023, Gujarat, India.

Tel e : +91 265-2303201 / 02 E-Mail : [secshare@styrenix.com](mailto:secshare@styrenix.com) Website : [www.styrenix.com](http://www.styrenix.com)

(INR in Crores)

Statement of Standalone Audited Financial Results For the Quarter and Year Ended Mar 31, 2025

Particulars		For the Quarter ended		For the Period Ended	
		Mar 31, 2025 (Audited)	Mar 31, 2024 (Audited)	Mar 31, 2025 (Audited)	Mar 31, 2024 (Audited)
1	Revenue from operations	701.66	598.71	2,744.38	2,222.17
2	Other income	1.27	2.39	10.78	9.26
3	Total income (1 + 2)	702.93	601.10	2,755.16	2,231.43
4	Expenses				
	Cost of materials consumed	557.13	449.55	2,176.32	1,666.53
	Changes in inventories of finished goods and work-in-progress	(37.16)	1.92	(116.05)	(4.28)
	Employee benefits expense	18.82	16.27	70.31	67.20
	Other expenses	81.13	59.10	268.78	229.19
	Total expenses (4)	619.92	526.84	2,399.36	1,958.64
5	PBDIT : Profit before Depreciation, Interest and Tax expense (3 - 4)	83.01	74.26	355.79	272.79
6	Finance Costs	0.95	0.62	3.53	2.76
7	PBDT : Profit before Depreciation and Tax expense (5 - 6)	82.06	73.64	352.26	270.03
8	Depreciation and amortisation expense	10.04	9.21	39.30	36.78
9	Profit before tax (7 - 8)	72.02	64.43	312.97	233.25
10	Tax expense				
	Current tax	21.51	15.20	84.72	61.60
	Deferred tax charge / (credit)	(2.65)	(0.14)	(3.92)	(1.51)
	Total tax expense (10)	18.86	15.06	80.80	60.09
11	Profit for the Period / Year (9 - 10)	53.16	49.37	232.17	173.16
12	Other comprehensive income Items that will not be reclassified to profit or loss				
	Remeasurements of defined benefit plans - (Loss) / Gain	(0.33)	0.10	(0.62)	0.16
	Income tax relating to remeasurements of defined benefit plans	0.08	(0.02)	0.16	(0.04)
	Total other comprehensive income, net of tax (12)	(0.25)	0.08	(0.46)	0.12
13	Total comprehensive income for the Period / Year (11 + 12)	52.91	49.45	231.71	173.28
14	Paid-up equity share capital (Face value of the share : INR 10)	17.59	17.59	17.59	17.59
15	Other Equity	-	-	833.10	705.15
16	Earnings per share (Not annualised)				
	Nominal value per equity share of INR 10 each				
	Basic and Diluted (INR)	30.23	28.07	132.02	98.47

Statement of Consolidated Audited Financial Results For the Quarter and Year Ended Mar 31, 2025

Particulars		For the Quarter ended		For the Period Ended	
		Mar 31, 2025 (Audited)	Mar 31, 2024 (Audited)	Mar 31, 2025 (Audited)	Mar 31, 2024 (Audited)
1	Revenue from operations	939.71	598.71	2,982.42	2,222.17
2	Other income	2.67	2.39	12.18	9.26
3	Total income (1 + 2)	942.38	601.10	2,994.60	2,231.43
4	Expenses	-	-	-	-
	Cost of materials consumed	841.37	449.55	2,460.56	1,666.53
	Changes in inventories of finished goods and work-in-progress	(161.78)	1.92	(240.67)	(4.28)
	Employee benefits expense	38.53	16.27	90.02	67.20
	Other expenses	134.36	59.10	322.01	229.19
	Total expenses (4)	852.47	526.84	2,631.92	1,958.64
5	PBDIT : Profit before Depreciation, Interest and Tax expense (3 - 4)	89.91	74.26	362.68	272.79
6	Finance Costs	3.07	0.62	5.65	2.76
7	PBDT : Profit before Depreciation and Tax expense (5 - 6)	86.84	73.64	357.03	270.03
8	Depreciation and amortisation expense	23.98	9.21	53.24	36.78
9	Profit before tax (7 - 8)	62.86	64.43	303.79	233.26
10	Tax expense	-	-	-	-
	Current tax	20.12	15.20	83.33	61.60
	Deferred tax charge / (credit)	(13.43)	(0.14)	(14.70)	(1.51)
	Total tax expense (10)	6.69	15.06	68.63	60.09
11	Profit for the Period / Year (9 - 10)	56.17	49.37	235.16	173.16
12	Other comprehensive income	-	-	-	-
	Items that will not be reclassified to profit or loss	-	-	-	-
	Remeasurements of defined benefit plans - (Loss) / Gain	0.20	0.10	(0.07)	0.16
	Income tax relating to remeasurements of defined benefit plans	(0.02)	(0.02)	0.05	(0.04)
	Items that will be reclassified to profit or loss	-	-	-	-
	Changes in foreign exchange reserve	(1.59)	-	(1.59)	-
	Total other comprehensive income, net of tax (12)	(1.42)	0.08	(1.61)	0.12
13	Total comprehensive income for the Period / Year (11 + 12)	54.75	49.45	233.55	173.28
14	Profit after tax attributable to:	-	-	-	-
	Owners of the company	56.17	49.37	235.16	173.16
	Non-controlling interest	-	-	-	-
15	Other Comprehensive income attributable to :	-	-	-	-
	Owners of the company	(1.42)	0.08	(1.61)	0.12
	Non-controlling interest	-	-	-	-
16	Total Comprehensive income attributable to :	-	-	-	-
	Owners of the company	54.75	49.45	233.55	173.28
	Non-controlling interest	-	-	-	-
17	Paid-up equity share capital	17.59	17.59	17.59	17.59
	(Face value of the share : INR 10)	-	-	-	-
18	Other Equity	-	-	1,149.99	705.15
19	Earnings per share	-	-	-	-
	Nominal value per equity share of INR 10 each	-	-	-	-
	Basic and Diluted (INR)	31.94	28.07	133.73	98.47

Notes:


1. The Standalone and Consolidated statements were reviewed by the Audit Committee and approved by the Board of Directors of the Company at their respective meetings held on May 24, 2025. The statutory auditor have expressed unmodified conclusion on the aforesaid results.

2. The above is an extract of the detailed format of the financial results for the quarter and year ended Mar 31, 2025 filed with the Stock Exchanges under Regulation 33 of the SEBI (Listing Obligations and Disclosure Requirements) Regulations, 2015. The full format of these financial results are available on the Stock Exchange websites ([www.bseindia.com](http://www.bseindia.com)/[www.nseindia.com](http://www.nseindia.com)) and company's website [www.styrenix.com](http://www.styrenix.com).)

3. The Company has acquired Styrenix Performance Materials (Thailand) Ltd in Jan 2025 only and the Consolidated results for the Year ended Mar 31, 2025 includes financial results of Subsidiaries. In the previous FY 2023-24, the Company did not have any subsidiaries; therefore, only Standalone Financial Statements were prepared. Accordingly, the previous year's figures presented in the Consolidated Financial Statements are derived from the Standalone Financial Statements of the Company and are not comparable with the current year's consolidated figures.

Place : Vadodara

Date : May 24, 2025



For Styrenix Performance Materials Limited

(formerly known as Ineos Styrolution India Limited)

Rakesh S Agrawal

Chairman

DIN : 00057955

140

Anniversary of JK Organisation

Jkcement

A SOLID LEGACY OF TRUST

50

Anniversary of JK Cement

Great Place To Work Certified

40

Anniversary of JK Infrastructure

J.K. Cement Limited

CIN No. : L17229UP1994PLC017199

Registered Office : Kamla Tower, Kanpur-208 001 (U.P.)

Ph. : +91 512 2371478 to 81 | Fax : +91 512 2399854/ 2332665 | website: [www.jkcement.com](http://www.jkcement.com) | e-mail: [shambhu.singh@jkcement.com](mailto:shambhu.singh@jkcement.com)

EXTRACT OF CONSOLIDATED AND STANDALONE AUDITED FINANCIAL RESULTS FOR THE QUARTER AND YEAR ENDED 31 MARCH , 2025

(₹ in Crores)

Sl. No.	Particulars	CONSOLIDATED				
		Three Months Ended 31.03.2025 (Audited)	Three Months Ended 31.12.2024 (Unaudited)	Three Months Ended 31.03.2024 (Audited)	Year Ended 31.03.2025 (Audited)	Year Ended 31.03.2024 (Audited)
1.	Total Income from Operations	3,627.06	2,974.83	3,151.45	12,052.10	11,701.06
2.	Net Profit before Interest, Depreciation, Exceptional Items and Tax	762.90	505.23	562.90	2,043.85	2,058.55
3.	Net Profit for the Period before share (Loss) in associates and tax (before Exceptional and Extraordinary items)	535.02	278.61	337.68	1,139.45	1,179.11
4.	Net Profit for the period before Tax (after Exceptional and/ or Extraordinary items)	534.96	279.26	347.18	1,242.39	1,173.61
5.	Net Profit for the period after Tax (after Exceptional and/ or Extraordinary items)	361.33	189.87	219.68	872.17	789.93
6.	Total Comprehensive Income for the period [Comprising Profit/(Loss) for the period (after tax) and Other Comprehensive Income (after tax)]	360.41	203.48	217.67	887.53	797.94
7.	Paid-up Equity Share Capital (Face Value of ₹ 10/- Per Share)	77.27	77.27	77.27	77.27	77.27
8.	Reserves (excluding Revaluation Reserve)	5,221.16	4,860.75	4,487.57	5,221.16	4,487.57
9.	Security Premium Account	756.80	756.80	756.80	756.80	756.80
10.	Net Worth	6,055.23	5,694.82	5,321.64	6,055.23	5,321.64
11.	Paid up Debt Capital/Outstanding Debt	4,961.33	4,723.27	4,457.52	4,961.33	4,457.52
12.	Outstanding Redeemable Preference Shares	NA	NA	NA	NA	NA
13.	Debt Equity Ratio	0.97	1.03	0.98	0.97	0.98
14.	Basic and Diluted Earnings Per Share (of ₹ 10/- each) (Not Annualized except Period / Year ended )	46.64	24.54	28.44	111.44	102.35
15.	Capital Redemption Reserve	NA	NA	NA	NA	NA
16.	Debenture Redemption Reserve	3.75	7.50	7.50	3.75	7.50
17.	Debt Service Coverage Ratio	2.94	2.15	2.15	1.91	2.10
18.	Interest Service Coverage Ratio	7.42	4.72	5.41	4.86	4.95

Notes:

1. The above is an extract of the detailed format of audited quarterly Financial Results filed with the Stock Exchange under Regulation 52 of the Listing Regulations. The full format of the quarter and year ended consolidated and standalone financial results are available on the Stock Exchange websites: [www.nseindia.com](http://www.nseindia.com), [www.bseindia.com](http://www.bseindia.com) and on the Company's website [www.jkcement.com](http://www.jkcement.com).


2. Key Standalone Financial Information:

Sl. No.	Particulars	STANDALONE				
		Three Months Ended 31.03.2025 (Audited)	Three Months Ended 31.12.2024 (Unaudited)	Three Months Ended 31.03.2024 (Audited)	Year Ended 31.03.2025 (Audited)	Year Ended 31.03.2024 (Audited)
1.	Total Income from Operations	3,387.12	2,759.55	2,982.03	11,262.03	11,053.37
2.	Net Profit before Interest, Depreciation, Exceptional Items and Tax	736.33	501.07	549.62	1,996.53	2,006.40
3.	Net Profit for the period (before tax, Exceptional and/or Extraordinary items)	538.75	294.84	348.78	1,189.01	1,217.88
4.	Net Profit for the period before tax (after Exceptional and/or Extraordinary items)	593.13	294.84	358.28	1,243.39	1,212.38
5.	Net Profit for the period after Tax (after Exceptional and/ or Extraordinary items)	417.32	204.81	235.95	870.01	830.64
6.	Total Comprehensive Income for the period [Comprising Profit for the period (after tax) and Other Comprehensive Income (after tax)]	414.72	204.55	232.44	866.63	829.60
7.	Paid-up Equity Share Capital (Face Value of ₹ 10/- Per Share)	77.27	77.27	77.27	77.27	77.27
8.	Reserves (excluding Revaluation Reserve)	5,231.41	4,816.69	4,519.32	5,231.41	4,519.32
9.	Security Premium Account	756.80	756.80	756.80	756.80	756.80
10.	Net Worth	6,065.48	5,650.76	5,353.39	6,065.48	5,353.39
11.	Paid up Debt Capital/Outstanding Debt	4,961.33	4,723.27	4,457.52	4,961.33	4,457.52
12.	Outstanding Redeemable Preference Shares	NA	NA	NA	NA	NA
13.	Debt Equity Ratio	0.97	1.03	0.97	0.97	0.97
14.	Basic and Diluted Earnings Per Share (of ₹ 10/- each) (Not Annualized except Period / Year ended )	54.01	26.51	30.54	112.59	107.50
15.	Capital Redemption Reserve	NA	NA	NA	NA	NA
16.	Debenture Redemption Reserve	3.75	7.50	7.50	3.75	7.50
17.	Debt Service Coverage Ratio	2.82	2.13	2.14	1.87	2.07
18.	Interest Service Coverage Ratio	7.31	4.68	5.42	4.82	4.95

3. These financial results have been prepared in accordance with Indian Accounting Standards (Ind-AS) as prescribed under section 133 of Companies Act 2013 read with Rule 3 of the Companies (Indian Accounting Standards) Rules 2015 and relevant amendment thereafter. The said financial results of the Parent Company and its subsidiaries together referred as the "Group" have been prepared in accordance with Ind AS 110 – Consolidated financial statements.

Place : Gurugram

Date : 24 May, 2025



Scan the QR Code to download the full financial results

For and on behalf of the Board of Directors

Dr. Raghavpat Singhania

Managing Director

DIN: 02426556

JKsuper cement

BUILD STRONG

JKsuper

STRONG

BUILD STRONG

JKsuper

PROTECT

BUILD STRONG

JKMAXX PAINTS

Colours of life

JKcement

WallMaxX

White Cement Based Putty

JKcement

WallMaxX ADVANCE

Premium Wall Putty

JKcement

shieldMaxX

Universal Waterproof Putty

JK CEMENT

WhiteMaxX


White Portland Cement

JKTYLO

PREMIUM ADHESIVES & GROUTS

JKPROFIX

TRUSTED BY EXPERTS



For Kind Attention of Shareholders : As a part of Green Initiative of the Government, all the Shareholders are requested to get their email addresses registered with the Company for receiving Annual Report, etc. on email.